

765

Formerly part of Route 766

Effective 6/2/07
Express Bus Route

- Serving:**
- Brooklyn Park
 - Target Northern Campus
 - Hwy 252 & 73rd Ave Park & Ride
 - Brooklyn Center
 - Church of Nazarene Park & Ride
 - Regal Cinemas Park & Ride
 - Downtown Minneapolis



Monday–Friday Northbound

from downtown Minneapolis to Target Northern Campus via Hwy 252

	Downtown Minneapolis					
route number	Learnington Ramp	2nd Ave S and 10th St S	2nd Ave S and 7th St S	3rd St and Hennepin Ave	Hwy 252 and 66th Ave N	Target Northern Campus
	8	7	6	5	2	1
	AM					
765	6:22	6:24	6:27	6:31	6:39	6:52
765	7:20	7:22	7:25	7:29	7:37	7:50
765	7:50	7:52	7:55	7:59	8:07	8:20

Shaded times denote rush-hour service. See fare panel on other side for rush-hour fares.

Monday–Friday Southbound

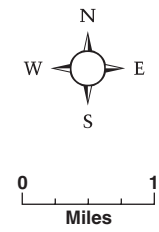
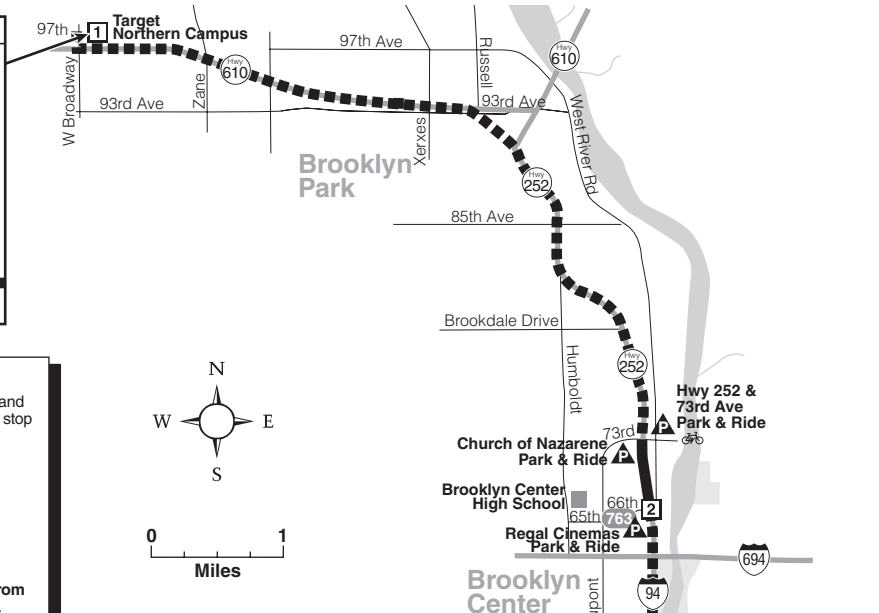
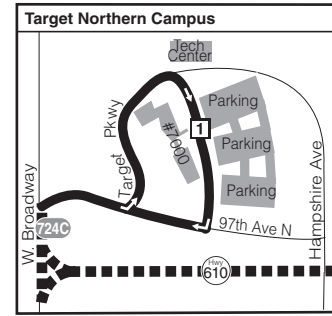
from Target Northern Campus to downtown Minneapolis via Hwy 252

	Downtown Minneapolis				
route number	Target Northern Campus	Hwy 252 and 66th Ave N	4th St and Hennepin Ave	Marquette Ave and 7th St S	Learnington Ramp
	1	2	3	4	8
	PM				
765	3:37	3:50	4:00	4:05	4:09
765	4:37	4:50	5:00	5:05	5:09
765	5:10	5:23	5:33	5:38	5:42

Shaded times denote rush-hour service. See fare panel on other side for rush-hour fares.

Service operates Monday through Friday except on the following holidays: New Year's Day, Memorial Day, Independence Day, Labor Day, Thanksgiving and Christmas.

Metro Transit may operate reduced service on days before or after Independence Day, Thanksgiving or Christmas. Look for details in TAKEOUT on buses and trains prior to these holidays.

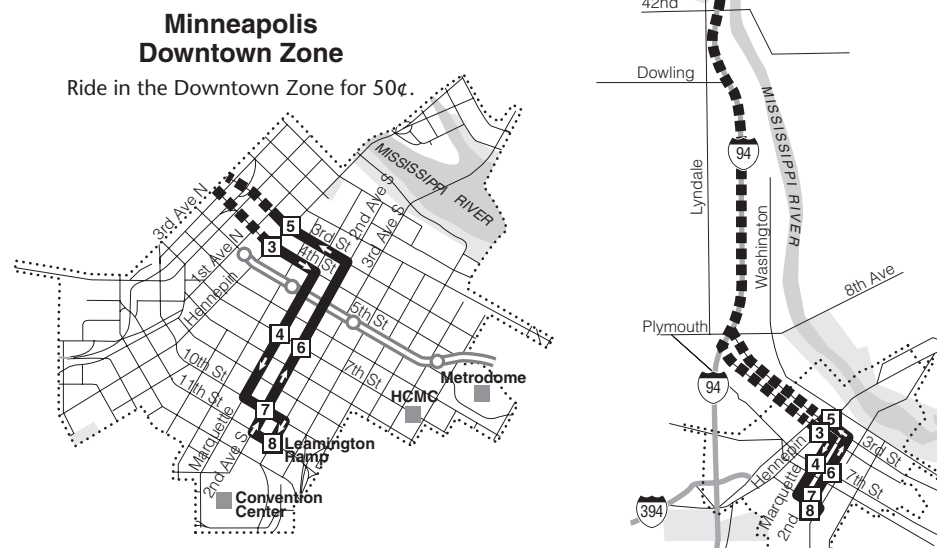


- 3** Timepoint on schedule
Find the timepoint nearest your stop, and use that column of the schedule. Your stop may be between timepoints.
- Regular Route**
Bus will pick up or drop off customers at any bus stop along this route.
- Express Route**
Bus does not pick up or drop off customers on these route segments.
- 324 11** Connecting Routes to transfer to/from
See those route schedules for details.
- Light Rail**
Trains will pick up or drop off customers at any station along this route.
- Bike Locker**
These sites have weatherproof bike storage for rent.
- Park & Ride Lot**
Park free at these lots while you commute.

All buses on this route are wheelchair accessible.



- ### ▲ Park & Ride Lot Locations
- Park free at these lots while you commute. No overnight parking.
- Brooklyn Park**
Hwy 252 & 73rd Ave
Northeast corner of Hwy. 252 and 73rd Avenue. Enter via 73rd to West River Road.
 - Brooklyn Center**
Church of Nazarene
On 73rd Avenue immediately west of Highway 252. Use lot in back of church.
 - Regal Cinemas**
On 66th Avenue immediately west of Hwy 252. Use northeast corner of lot.



Fare Information


		non-rush hours	rush hours
Adults (ages 13-64)	Local Fare	\$1.50	\$2.00
	Express Fare	\$2.00	\$2.75
Seniors (65+)	Local Fare	\$.50	\$2.00
	Express Fare	\$.50	\$2.75
Youth (6-12) & Medicare card holders	Local Fare	\$.50	\$2.00
	Express Fare	\$.50	\$2.75
Persons with disabilities	any trip	\$.50	\$.50

Rush hours: Monday-Friday 6:00-9:00 am & 3:00-6:30 pm
Local fare is charged on light rail.

Reduced Fares

Please tell the bus driver **before you pay your fare** if you qualify for a fare listed below. On rail, be ready to show fare inspectors you qualify for the reduced fare.



These fares apply only during non-rush hours:

Seniors (65+): To qualify, show a Minnesota driver's license/state ID with a  endorsement.

Youth: Ages 6-12 qualify for a reduced fare.

Medicare card holders: To qualify show Medicare card along with photo ID.

These fares are in effect at all times:

Persons with Disabilities: To qualify, show your Metro Mobility card or transfer, Metro Transit temporary ID with a photo ID or Minnesota driver's license/state ID with an  or  endorsement. For information on certification, call Customer Relations at 612-373-3333.

Children: Ages 5 and under ride free (limit 3) when accompanied by a paid fare.

Downtown Zone: Ride in the Downtown Zone for 50¢.

Young Adults: Students and workers ages 17 and under may qualify for a discounted Young Adult Card – contact your school or employer.

Fare Cards Save money purchasing fare cards at Metro Transit stores, 175 retail outlets or at metrotransit.org.

Fareboxes Buses accept U.S. bills and coins. Change is not available.

Transfers give you unlimited rides on buses and trains – for 2½ hours. Ask for one when you pay your cash fare. Transfers are automatically embedded on fare cards and rail tickets. To transfer from bus to rail using a SuperSaver Stored Value Card, you must ask the bus driver for a rail transfer.

612-373-3333

One call links you to all the information you need to use the transit system, including:

Metropolitan Transit Information

Talk to a representative about routes and schedules

Hours:

Monday-Friday 6:30 am - 9:00 pm
Saturday, Sunday & holidays 8:00 am - 5:00 pm

Closed Thanksgiving Day and Christmas Day

24-hour Automated Schedule Information
Direct Dial: 612-341-4287

Customer Relations and Lost & Found
570-6th Ave. N., Mpls.

Give us your comments and suggestions or check on lost items

Hours:

Monday-Friday 7:00 am - 6:00 pm
Closed holidays

Programs for Commuters

Carpool registration and matching,
Guaranteed Ride Home and bike lockers

Fare Hotline

Call for a postage-paid order form by mail:
612-349-7681

TTY Service

TTY service is available for the deaf and hard of hearing. Call 612-341-0140 for route and schedule information; call 612-349-7439 to reach Customer Relations/Lost & Found.

www.metrotransit.org

Visit us online for riding tips, fare information, maps, schedules, route planning and to purchase transit passes for all regional routes.

 **Metro Transit**
560 Sixth Avenue North
Minneapolis, MN 55411-4398

It's easy to ride – Here's how:

Bus:

- 1 Arrive at your stop a few minutes early.
- 2 Check the sign above the windshield for the route number and letter. Unsure it is the right one? Ask your driver.
- 3 Pay your fare with:
 - Cash:** Put bills, coins or tokens in the farebox. Change is not available. If you need to change buses or ride rail, ask for a transfer.
 - Go-To Card:** Touch your card to the reader. A transfer is embedded.
 - SuperSaver 31-Day Pass:** Insert it in the reader. A transfer is embedded.
 - SuperSaver Stored Value Card:** Insert it in the reader. A bus-only transfer is embedded. To transfer to rail, ask for a rail-only transfer.
- 4 On buses leaving downtown, pay your fare when you leave the bus. The time you exit the bus determines the fare amount.
- 5 Take a seat and watch for your stop.
- 6 About one block from your stop, pull the cord above the window to signal the driver. Please have your fare ready (see #3 for payment options).

Rail:

- 1 Arrive at your station a few minutes early.
- 2 Purchase a ticket from the station's vending machine or touch your Go-To Card to the station's card reader before boarding.
- 3 You must have a valid ticket, transfer, Go-To Card or an activated SuperSaver 31-Day Pass to ride. A fare inspector randomly will ask to see proof of payment. A SuperSaver Stored Value Card cannot be used on rail.
- 4 Move toward the closest door as the train nears your station. Push the blue button to open the door.

These rules apply for the comfort and safety of all customers:

- No eating, smoking, alcohol or littering. Beverages in covered containers are allowed.
- Anything that interferes with safe operation of the vehicle is prohibited.
- Those who try to ride without paying a fare will be charged with a misdemeanor and fined \$180.

Reading a schedule a step-by-step guide

- 1 Find the schedule for the **day** of the week and the **direction** you plan to travel.
- 2 Find the **timepoints** nearest your origin and destination. Timepoints are shown on the route map. Bus stops may be between timepoints.
- 3 Read downward in a column to see **times** when a trip will be at a given timepoint. Read the times across to the right to see when the trip reaches other timepoints. If no time is shown, that trip does not serve the area of that timepoint.
- 4 The route number in the left column will appear in the sign above the windshield.

Route Number & Letter	Timepoint	Time
3B	1	4:49
3E	2	5:01
3G	3	5:24
3K	4	5:34
3B	1	5:43
3E	2	5:50
3G	3	6:00
3K	4	6:14
3B	1	6:04
3E	2	6:10
3G	3	6:19
3K	4	6:34
3B	1	6:19
3E	2	6:25
3G	3	6:34
3K	4	6:45
3B	1	6:32
3E	2	6:38
3G	3	6:47
3K	4	6:58
3B	1	6:44
3E	2	6:50
3G	3	6:59
3K	4	7:11
3B	1	6:56
3E	2	7:02
3G	3	7:11
3K	4	7:22

Schedule subject to change.

Traffic and weather conditions may delay buses.

Please have exact fare ready.

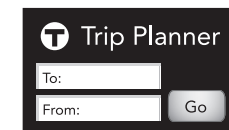
Bus fareboxes and drivers do not make change.

This document is available in alternate formats to individuals with disabilities by calling 612-349-7365 (TTY 612-341-0140).



Metro Transit buses and trains have free bike racks. Look for instructions on the rack.

NOTE: If transferring, not all regional buses have racks.



metrotransit.org

612-373-3333

www.metrotransit.org



Printed on recycled paper containing at least 10% post-consumer fiber