

264



Effective 12/3/2022

EXPRESS BUS ROUTE

MAJOR DESTINATIONS:

Downtown Minneapolis

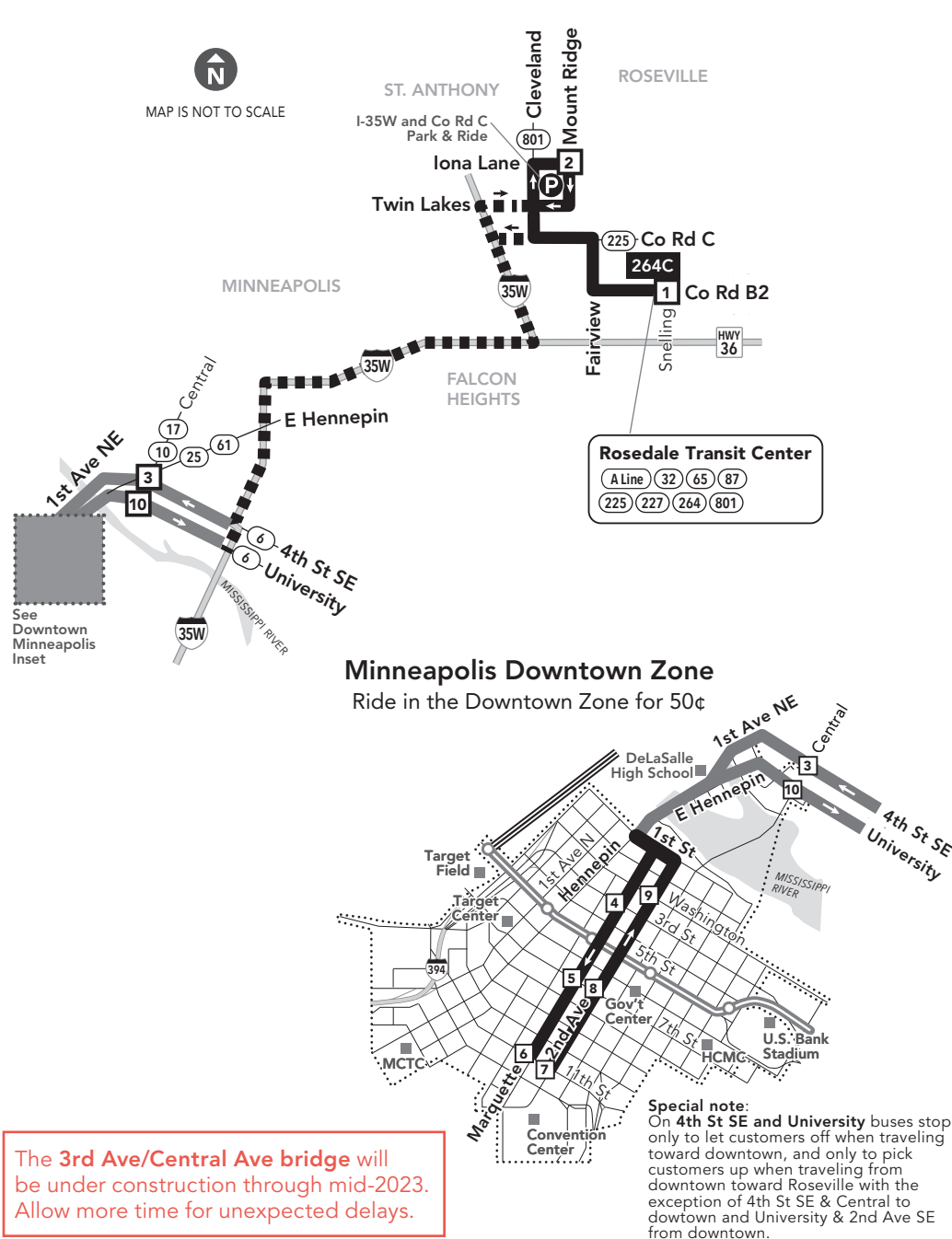
- Marquette Ave Stop C
- 2nd Ave Stop F

SE Minneapolis

- University Ave
- 4th St

Roseville

- I-35W and Co Rd C Park & Ride
- Rosedale Center



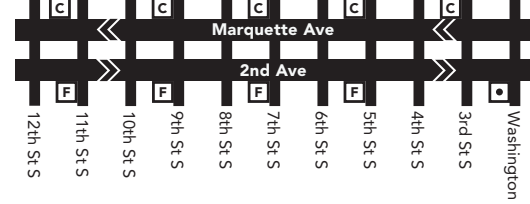
The 3rd Ave/Central Ave bridge will be under construction through mid-2023. Allow more time for unexpected delays.

Marquette & 2nd Avenues

Express buses serve lettered bus stops every other block.

C Exit the bus at these stops on Marquette Ave.

F Board at these stops on 2nd Ave.



- 3** Timepoint on schedule
Find the timepoint nearest your stop, and use that column of the schedule. Your stop may be between timepoints.
- Regular Route**
Bus will pick up or drop off customers at any bus stop along this route.
- METRO Line and Stations**
METRO trains or buses will pick up or drop off customers at any station along this route.
- Northstar Commuter Line**
Transfers from Northstar to buses or light rail are free. Transfers from buses or light rail to Northstar require an additional fare.
- Limited-Stop Service**
Buses serve only designated stops along this route segment.
- Non-Stop Service**
Bus does not pick up or drop off customers on these route segments.
- 22B** Route Ending Point
Trips with the indicated number/letter end at this point. Number/letter is found in schedules and on bus destination signs.
- 22** Connecting Routes
See those route schedules for details.
- P** Park & Ride Lot
Park free at these lots while you commute.

Park & Ride Locations

Park free at these lots while you commute. No overnight parking.

ROSEVILLE

- I-35W and Co Rd C Park & Ride: 2000 Iona Ln

Go-To Card Retail Locations

A refillable Go-To Card is the most convenient way to travel by transit! Buy a Go-To Card or add value to an existing card at one of these locations or online.

MINNEAPOLIS

- Lunds & Byerlys: 25 University Ave SE
- Metro Transit Service Center: 719 Marquette Ave
- Unbank: 727 Hennepin Ave

Metro Transit Mobile App

Now you can plan your trip, see arrival information for bus and trains and buy transit tickets all on the go!



Download the free app on Google Play or App Store.



This is a Pay Exit route.

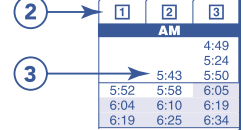
On trips leaving downtown or the U of M, pay your fare at your destination. The time you exit the bus determines the fare amount.

Reading a schedule: a step-by-step guide

1. Find the schedule for the **day** of the week and the **direction** you plan to travel.



2. Look at the map and find the **timepoints** nearest your trip start and end points. Your stop may be between timepoints.



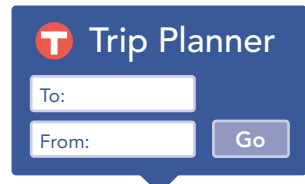
3. Read down the column to see what **time** a bus will depart from a given timepoint. Read across a row to see when the bus will reach another timepoint. If the time is blank, that trip does not serve that timepoint.

Not all stops are shown on this timetable.

Use the timepoints on the map and the schedule to estimate the arrival of your bus. For details, call Transit Information or explore our interactive map and trip planning tools at metrotransit.org.



612-373-3333 • metrotransit.org



metrotransit.org

Monday — Friday

NORTHBOUND from downtown

Minneapolis to Roseville

Downtown
Minneapolis

route number & letter	2nd Ave and 11th St	2nd Ave and 7th St	2nd Ave and Washington Ave	University Ave and Central Ave	1-35W and Co Rd C Park & Ride	Rosedale Transit Center
	7	8	9	10	2	1
	PM					
264C	4:09	4:12	4:16	4:21	4:36	4:45
264C	5:14	5:18	5:22	5:27	5:44	5:53

Shaded times denote rush-hour service. See fare panel for rush-hour fees.

Monday — Friday

SOUTHBOUND from Roseville to

downtown Minneapolis

Downtown
Minneapolis

route number & letter	Rosedale Transit Center	1-35W and Co Rd C Park & Ride	4th St and Central Ave	Marquette Ave and 3rd St	Marquette Ave and 7th St	Marquette Ave and 11th St
	1	2	3	4	5	6
	AM					
264C	6:45	6:52	7:02	7:09	7:13	7:17
264C	7:44	7:51	8:04	8:13	8:17	8:21

Shaded times denote rush-hour service. See fare panel for rush-hour fees.

Holiday service operates on New Year's Day, Memorial Day, Independence Day, Labor Day, Thanksgiving and Christmas. Service may be reduced on days before or after Independence Day, Thanksgiving, Christmas or New Year's Day. Look for details at metrotransit.org or in *Connect* on buses and trains prior to these holidays.

This schedule is subject to change. Traffic and weather conditions may delay buses. Get updates on service during severe winter weather at metrotransit.org/snow.

This document is available in alternative formats to individuals with disabilities. Call 612-349-7365 or visit metrotransit.org.

Information: 612-373-3333

Metro Transit is the one place for all your transportation information.

Transit Information

Get assistance from a transit expert.

Hours:

Monday – Friday: 6:30 am – 8:00 pm
Saturday: 8:00 am – 4:30 pm
Sunday & Holidays: Closed

NexTrip

Real-time departure information.

Customer Relations / Lost & Found

570 6th Ave N, Minneapolis, MN 55411
Provide comments and suggestions or check on lost items.

Hours: Mon. – Fri., 8:00 am – 4:30 pm
Closed weekends and holidays

711 Minnesota Relay (hearing impaired)

metrotransit.org

- NexTrip, real-time departure times
- Online Trip Planner
- Interactive map
- Printable schedules
- Go-To Cards: buy, add value, check your balance or enroll in Auto Refill
- Find bicycling, carpooling and vanpooling resources
- Register for Guaranteed Ride Home



All buses and trains have bike racks so you can bring your bicycle along.

Look for instructions on the rack. Lockers are also available for rent. Details at metrotransit.org/bike.

Local Bus & METRO Fares	Rush Hours Mon.-Fri. 6:00-9:00 am 3:00-6:30 pm	Non-Rush Hours
Adults (ages 13-64)	\$ 2.50	\$ 2.00
Seniors (65+), Youth (6-12), Medicare	\$ 2.50	\$ 1.00
Downtown Zone	\$.50	\$.50
Express Bus Fares	Rush Hours	Non-Rush Hours
Adults (ages 13-64)	\$ 3.25	\$ 2.50
Seniors (65+), Youth (6-12), Medicare	\$ 3.25	\$ 1.00
Reduced Fares		
Persons with disabilities	\$ 1.00 <small>At all times on buses & METRO lines</small>	
Children 5 and Under	FREE (limit 3) <small>Must ride with a fare-paying customer</small>	

Reduced Fares

See rates above. To receive a reduced fare:

Bus – Please tell the bus driver **before you pay your fare** if you qualify for a reduced fare.

METRO lines – be ready to show police officers that you qualify for a reduced fare.

Qualifying ID

Seniors (65+): Show a Minnesota driver's license/state ID with a Senior/ **T** endorsement.

Medicare card holders: Show a Medicare card along with a MN driver's license/state ID.

Persons with Disabilities: Show your Metro Mobility card or transfer, Metro Transit temporary ID with a photo ID or Minnesota driver's license/state ID with an **A** or **L** endorsement. For information on certification, call Customer Relations at 612-373-3333.

Fare Cards/Passes Buy a variety of passes at Metro Transit service centers, retail outlets or online. Or buy tickets via Metro Transit's Mobile App.

Fareboxes Buses accept U.S. bills and coins. Change is not available.

Transfers All fares (excluding the Downtown Zone) include a transfer. This gives you unlimited rides on buses and METRO lines for 2½ hours. Ask for one when you pay your cash fare. Transfers are automatically embedded on fare cards and METRO tickets.

How to Ride

BUSES

1. Arrive 5 minutes before the schedule or NexTrip says your trip will depart.
2. Watch for your bus number.
3. Pay your fare as you board, except for Pay Exit routes.
4. Pull the cord above the window about 1 block before your stop to signal the driver.

METRO LINES

1. Arrive 5 minutes before the schedule or NexTrip says your trip will depart.
2. Pay BEFORE you board—touch your card to a reader on the platform or buy a ticket from the machine.
3. Push the blue button to open doors (trains only).
4. METRO light rail lines stop at every station. METRO BRT lines stop at stations on demand and when customers are present.

MAKING CONNECTIONS

Transfer between buses and METRO lines for up to 2½ hours with your fare.

Those who try to ride without paying will be charged with a misdemeanor and fined \$180.