



MAJOR DESTINATIONS:

- Roseville
Rosevale Center
St Paul
Snelling Ave
Snelling Ave Station
Ford Parkway
Minneapolis
46th St Station



612-373-3333 • metrotransit.org

Information: 612-373-3333

Metro Transit is the one place for all your transportation information.

Transit Information

Get assistance from a transit expert.

Hours:

Monday - Friday: 6:30 am - 8:00 pm
Saturday: 8:00 am - 4:30 pm
Sunday & Holidays: Closed

NexTrip

Real-time departure information.

Customer Relations / Lost & Found

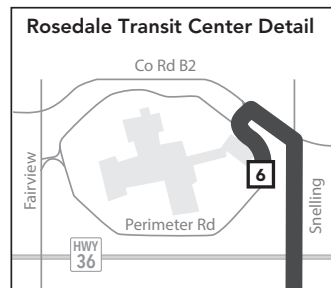
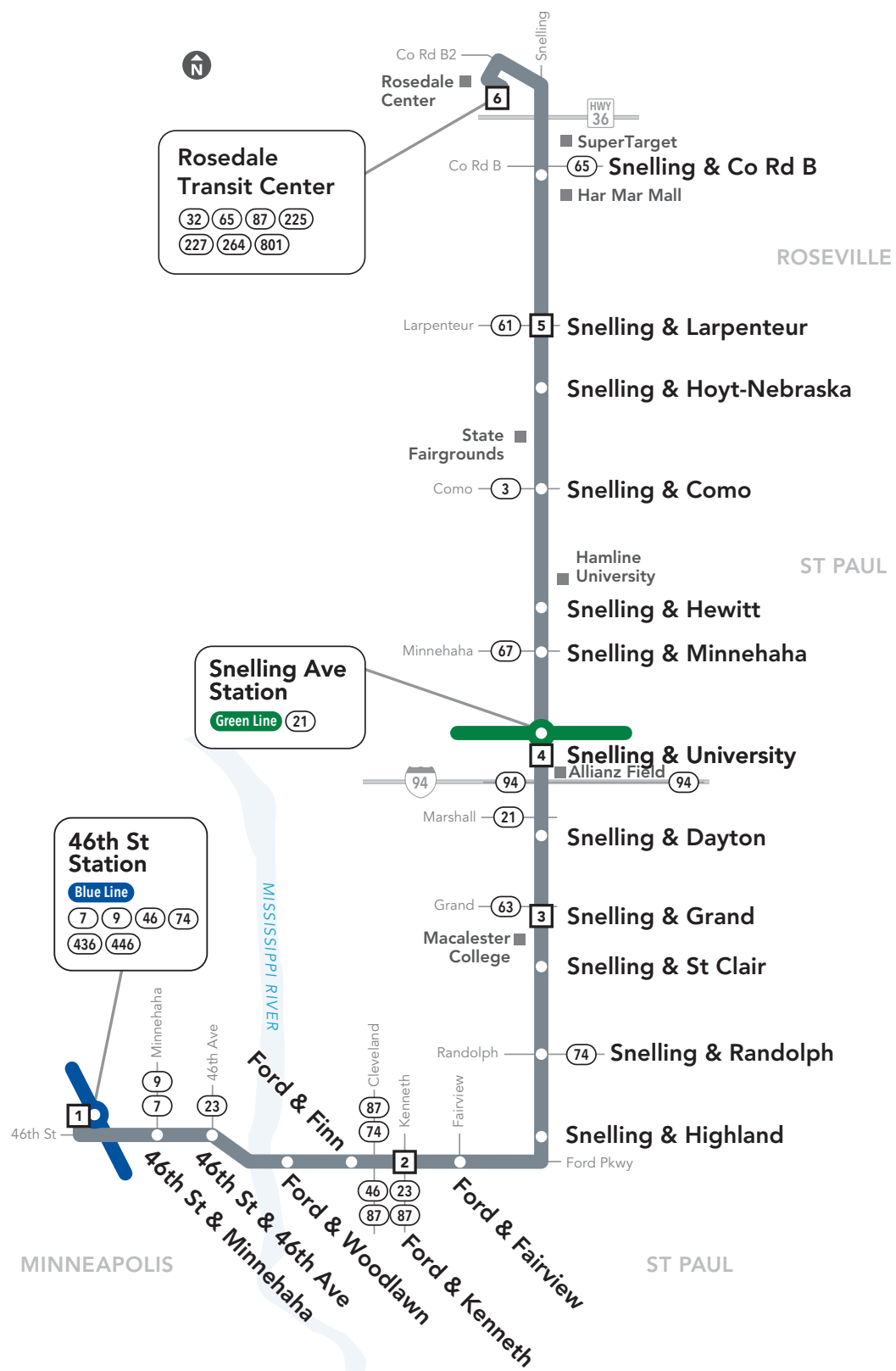
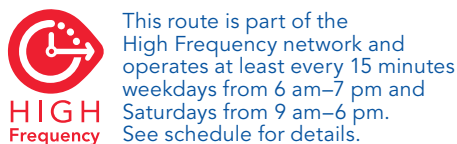
570 6th Ave N, Minneapolis, MN 55411
Provide comments and suggestions or check on lost items.

Hours: Mon. - Fri., 8:00 am - 4:30 pm
Closed weekends and holidays

711 Minnesota Relay (hearing impaired)

metrotransit.org

- NexTrip, real-time departure times
Online Trip Planner
Interactive map
Printable schedules
Go-To Cards: buy, add value, check your balance or enroll in Auto Refill
Find bicycling, carpooling and vanpooling resources
Register for Guaranteed Ride Home



Special Note: A Line does NOT serve the Big Bowl stop. See Rosedale Transit Center Detail map above.

Timepoint on schedule
Find the timepoint nearest your stop, and use that column of the schedule. Your stop may be between timepoints.

METRO A Line (bus rapid transit)
Bus will pick up or drop off customers on demand at any station along this route

METRO Blue Line (light rail)
Trains will pick up or drop off customers at any station along this route.

METRO Green Line (light rail)
Trains will pick up or drop off customers at any station along this route.

Connecting Routes and Metro Lines
See those route schedules for details.

Go-To Card Retail Locations

A refillable Go-To Card is the most convenient way to travel by transit! Buy a Go-To Card or add value to an existing card at one of these locations or online.

MINNEAPOLIS

- Cub Foods: 4601 Snelling Ave S

ROSEVILLE

- Cub Foods Roseville - Har Mar: 2100 Snelling Ave N

Metro Transit Mobile App

Now you can plan your trip, see arrival information for bus and trains and buy transit tickets all on the go!

Download the free app on Google Play or iTunes.

All buses and trains have bike racks so you can bring your bicycle along.

Look for instructions on the rack. Lockers are also available for rent. Details at metrotransit.org/bike.

Monday - Friday
NORTHBOUND from Minneapolis to Roseville via Snelling Ave

Table with columns for route number & letter, station, and timepoints for A Line from 4:30 AM to 11:57 PM.

Shaded times denote rush-hour service. See fare panel for rush-hour fees.

Monday - Friday
SOUTHBOUND from Roseville to Minneapolis via Snelling Ave

Table with columns for route number & letter, station, and timepoints for A Line from 4:06 AM to 11:52 PM.

Shaded times denote rush-hour service. See fare panel for rush-hour fees.

Reading a schedule: a step-by-step guide

- 1. Find the schedule for the day of the week and the direction you plan to travel.
2. Look at the map and find the timepoints nearest your trip start and end points. Your stop may be between timepoints.
3. Read down the column to see what time a bus will depart from a given timepoint. Read across a row to see when the bus will reach another timepoint. If the time is blank, that trip does not serve that timepoint.

Not all stops are shown on this timetable.

Use the timepoints on the map and the schedule to estimate the arrival of your bus. For details, call Transit Information or explore our interactive map and trip planning tools at metrotransit.org.

How to Ride

METRO LINES

- 1. Arrive 5 minutes before the schedule or NexTrip says your trip will depart.
2. METRO buses do not have fareboxes or Go-To Card readers. Pay BEFORE you board - touch your card to a reader or buy a ticket from the machine at the station.
3. Push the blue button to open doors (trains only). Board through any door.
4. METRO Blue & Green lines stop at every station. Red, Orange, A & C lines stop at stations on demand and when customers are present.

LOCAL BUSES

- 1. Arrive 5 minutes before the schedule or NexTrip says your trip will depart.
2. Watch for your bus number.
3. Pay your fare as you board.
4. Pull the cord above the window about 1 block before your stop to signal the driver.

MAKING CONNECTIONS

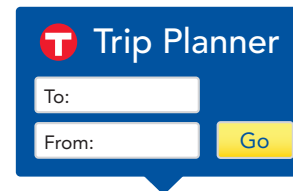
Transfer between buses and trains for up to 2 1/2 hours with your fare.

When using a Go-To Card or pass, your transfer is embedded. On a METRO line, touch your card to the reader BEFORE boarding. On a local bus, touch your card to the reader as you board.

When using a ticket, have your ticket ready to show to Transit Police as proof of payment for transfer between another METRO line.

To transfer from a METRO Line to a local bus, show your METRO ticket to the bus driver as you board. Do not insert a METRO ticket in the farebox.

Those who try to ride without paying a fare will be charged with a misdemeanor and fined \$180.



metrotransit.org

