

A-LINE Local Bus Route

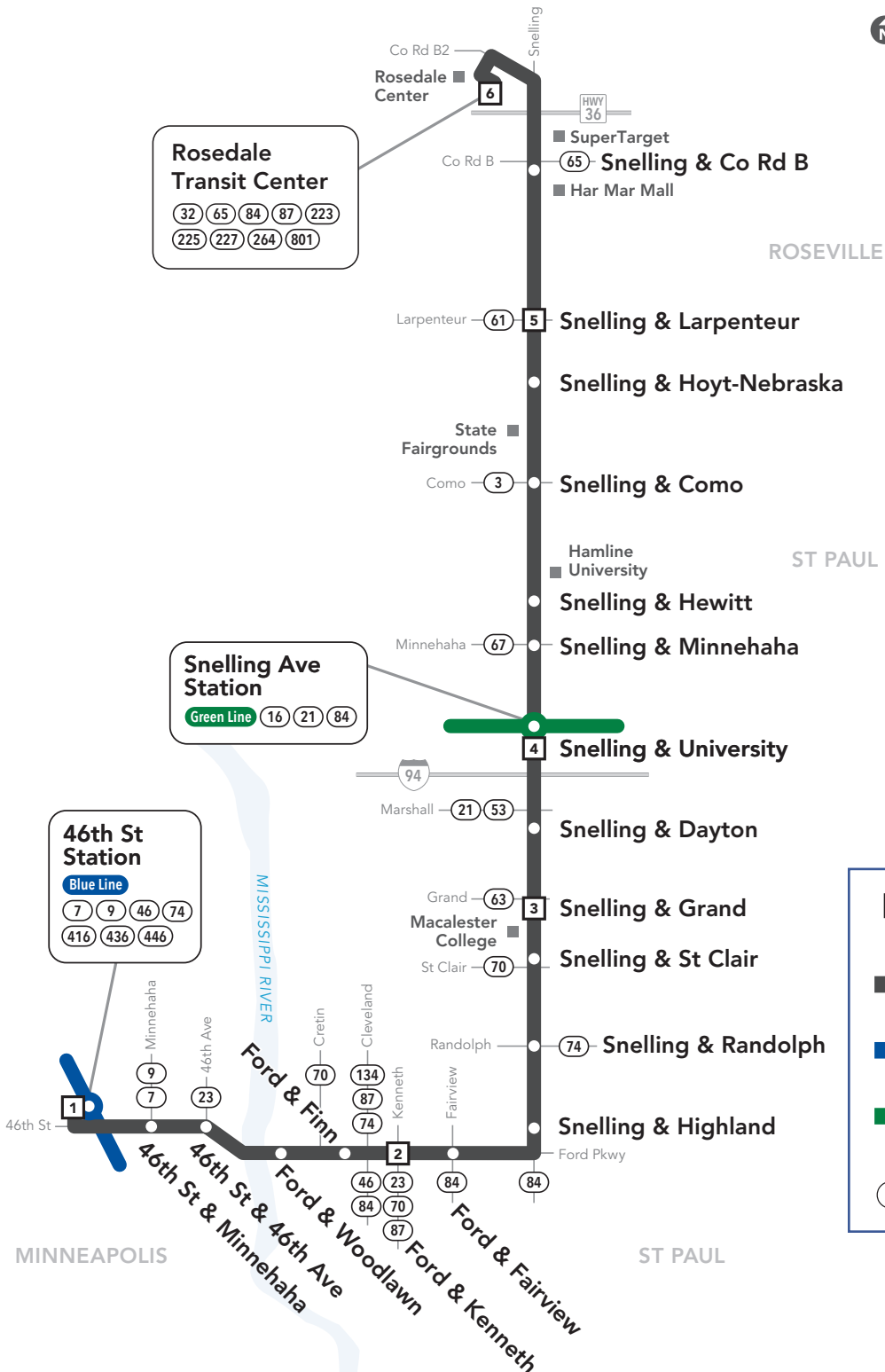


Map 1 of 2 pages



HIGH
Frequency

This route is part of the High Frequency network and operates at least every 15 minutes weekdays from 6 am–7 pm and Saturdays from 9 am–6 pm. See schedule for details.



Rosedale Transit Center

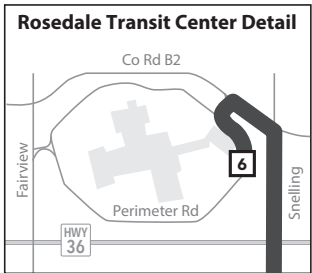
32 65 84 87 223
225 227 264 801

Snelling Ave Station

Green Line 16 21 84

46th St Station

Blue Line
7 9 46 74
416 436 446



5 Timepoint on schedule
Find the timepoint nearest your stop, and use that column of the schedule. Your stop may be between timepoints.

A Line (rapid bus)
Bus will pick up or drop off customers at any station along this route

METRO Blue Line (light rail)
Trains will pick up or drop off customers at any station along this route.

METRO Green Line (light rail)
Trains will pick up or drop off customers at any station along this route.

00 Connecting Routes
See those route schedules for details.

Go-To Card Retail Locations

A refillable Go-To Card is the most convenient way to travel by transit! Buy a Go-To Card or add value to an existing card at one of these locations or online.

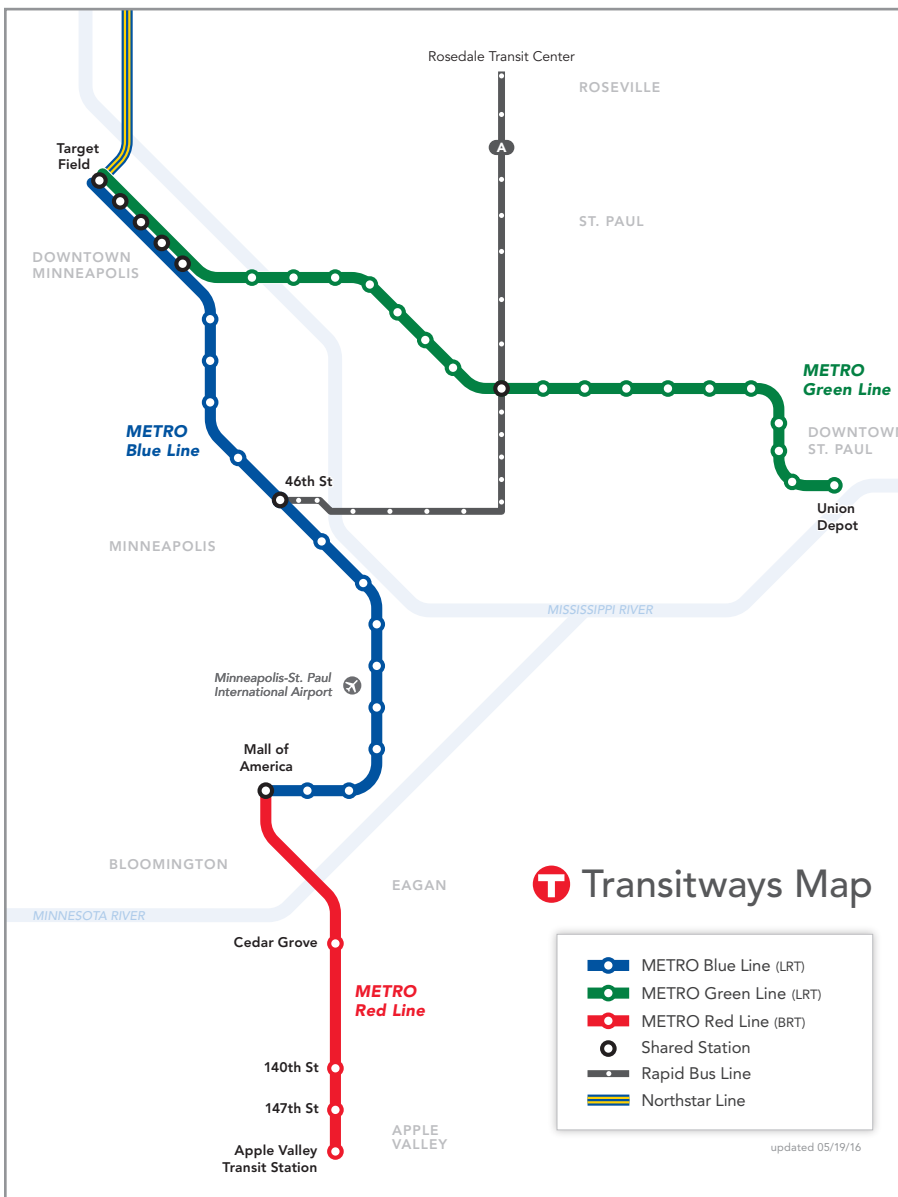
ROSEVILLE

Rosedale Center Guest Services Desk:
10 Rosedale Center

Holiday service operates on New Year's Day, Memorial Day, Independence Day, Labor Day, Thanksgiving and Christmas. Service may be reduced on days before or after Independence Day, Thanksgiving, Christmas or New Year's Day. Look for details at metrotransit.org or in *Connect* on buses and trains prior to these holidays.

This schedule is subject to change. Traffic and weather conditions may delay buses. Get updates on service during severe winter weather at metrotransit.org/snow.

This document is available in alternative formats to individuals with disabilities. Call 612-349-7365 or visit metrotransit.org.



All buses and trains have bike racks so you can bring your bicycle along.

Look for instructions on the rack. Lockers are also available for rent. Details at metrotransit.org/bike.