



- P** Park and Ride
- Time Point
- Point of Interest
- ⋯** Downtown Zone
- ▬▬▬** Express Route
- ▬▬▬** MnPASS Express Lanes

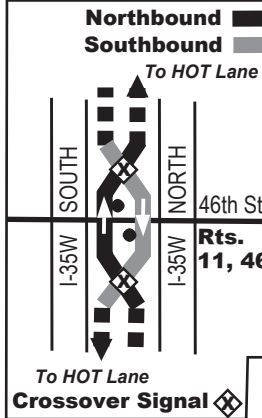
- ▬▬▬▬** Limited Service
- T** Timed Transfer
- ▲** Ramp Meter Bypass
- ▬▬▬▬▬** Bus Only Shoulder

Fares: Off-Peak/Peak
\$2.25/\$3.00

Route EXPRESS 578

(Reverse Commute trips via I-35W and 46th St. Station)

I-35W & 46th St. Station
Southbound AM,
Northbound PM ONLY



Marquette/2nd Ave Stop Groups

Marquette Ave, Group D:
NS of 4th, 6th, 8th, 10th

2nd Ave, Group G:
FS of 11th, 9th, 7th, 5th

I-35W & Lake St

Rts. 21, 27, 53, 133, 135, 146, 156, 467, 535, 552, 553, 554, 558, 578, 597

MVTA Rts. 460, 464, 465, 470, 472, 476, 477, 478, 479

SW Transit Rt. 684

Northbound buses stop on demand at I35W and Lake St. Passengers must signal the driver to get off at northbound stop. All southbound buses stop at I35W & Lake Street.

I-35W and 46th St Station

T Rts. 11, 46, 535, 578, 579, 597, 684 (SW Transit)

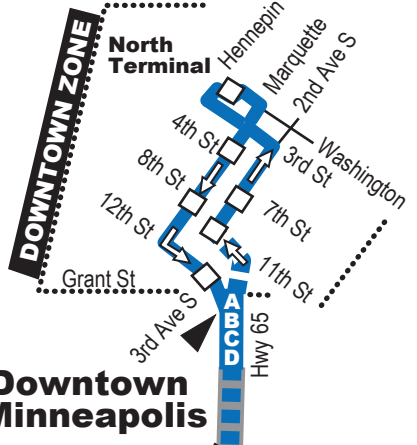
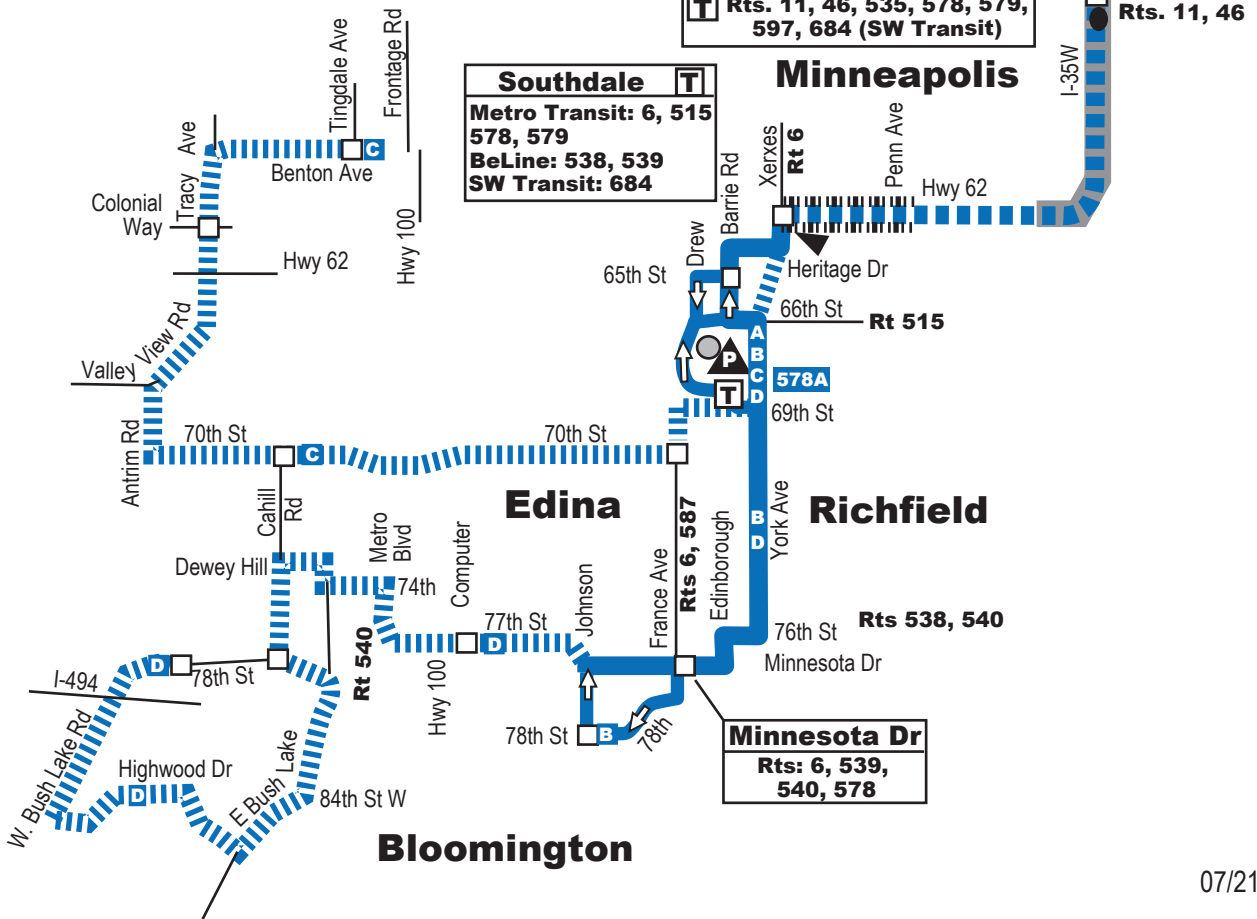
Southdale T

Metro Transit: 6, 515, 578, 579

BeLine: 538, 539

SW Transit: 684

Minneapolis



ROUTE 578 – I-35W & 46TH ST STATION – FINAL RESTRUCTURING PLAN

EXISTING	Weekdays
Daily Trips:	18
First trip – Last trip:	6:10 to 8:10 am; 3:30 to 5:45 pm
Rush Hour Frequency (at Southdale):	every 15-30 minutes
Non-Rush Hour Frequency average:	See Route 535, 515
Average Daily Rides:	368

NEW – DECEMBER 2010	Weekdays
Daily Trips:	18
First trip – Last trip:	6:10 to 8:10 am; 3:30 to 5:45 pm
Rush Hour Frequency (at Southdale):	every 15-30 minutes
Non-Rush Hour Frequency average:	See Route 535, 515

NEW FEATURES:

- Add stop at new I-35W & 46th Street Station southbound in the morning, and northbound in the afternoon for improved access to Edina and Southdale area employers.