





Prepare to cross tracks, slow down and look for trains in both directions



Cross tracks with caution and look for trains in both directions



One-way traffic on either side of tracks; do not drive on tracks



Do not stop on tracks when exiting driveway

### Safety is a shared responsibility

- Trains are quiet and can come from either direction. Look both ways before crossing the tracks.
- Use marked crosswalks.
- Obey all traffic signals and warning signs.
- Always stay off the tracks.

For light-rail safety training or more information, call 651-602-1940 or visit [metrotransit.org/safety](http://metrotransit.org/safety).



 **BE SMART. BE SAFE.**

## METRO Green Line Safety Guide

# Light-rail safety starts with you

Testing of METRO Green Line trains has started. Although customers aren't riding them yet, trains are operating in the corridor. Light rail is safe – except when someone intentionally ignores warning signs and barriers. Get to know the warning signs and signals now!




Buses and taxis should proceed with caution on green




Turn left on green arrow only



Slow down, look for trains in both directions and be prepared to stop




No left turn on to tracks



Vehicles may cross tracks; but do not drive on tracks



Do not cross; second train is approaching



Vehicles must stop when light is flashing



Push button to activate the WALK signal



Look both ways; train is approaching