

METRO Orange Line Update

Metro Transit, BRT/Small Starts Projects

Christina Morrison & Natalie Westberg

Transportation Committee

July 10, 2017



KNOX AVE



What is the Orange Line project?

- 17-mile Highway BRT project
- \$150 million capital project opening 2020/2021
- Active project within FTA Small Starts grant program

I-35W south is Minnesota's most heavily-traveled transportation corridor

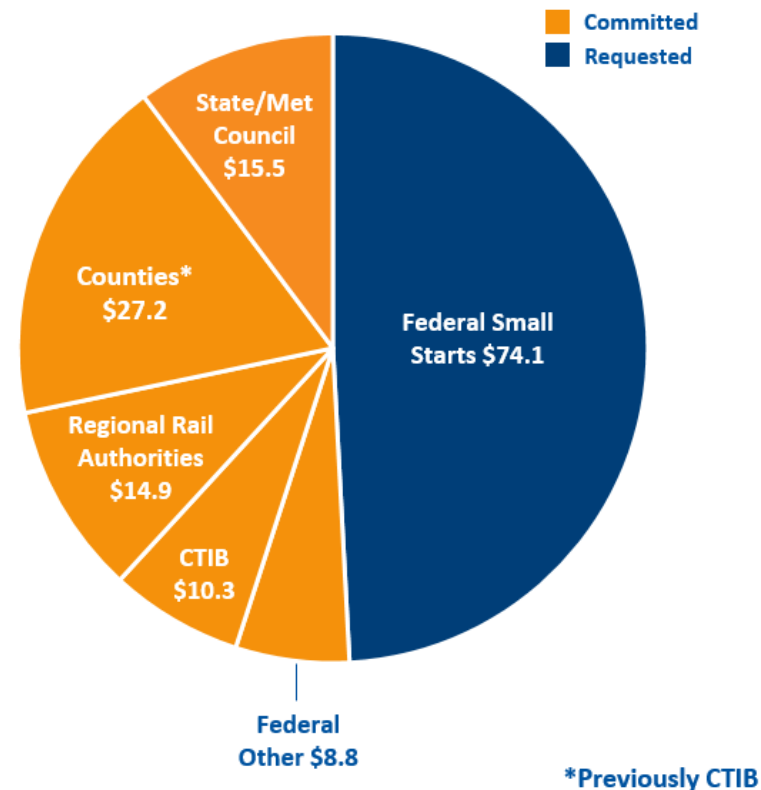
- 210,000 cars, trucks, and buses per day on 35W
- 14,000 existing bus riders each weekday on 26 routes
- Over 26,000 rides by 2040 w/ BRT

Who are Orange Line riders?

- Access to 30,000 suburban jobs
- Better serves all-day, evening, weekend markets
- Better serves non-downtown trips, especially to the 494 corridor

- Total capital cost: \$150.7 million
- All non-federal project funds secured
 - \$12.1 M for Orange Line awarded by state 2017 special session bonding bill
 - Received federal Letter of No Prejudice allowing local funds to be encumbered with MnDOT
- CTIB dissolution
 - Hennepin and Dakota will fulfill remaining CTIB capital commitment
 - \$3.8M paid by Dakota
 - \$23.4M paid by Hennepin
 - 50% of Orange Line operating costs will be split 86% Hennepin /14% Dakota

Capital Sources, in Millions



*Previously CTIB

Small Starts – Overall Project Rating

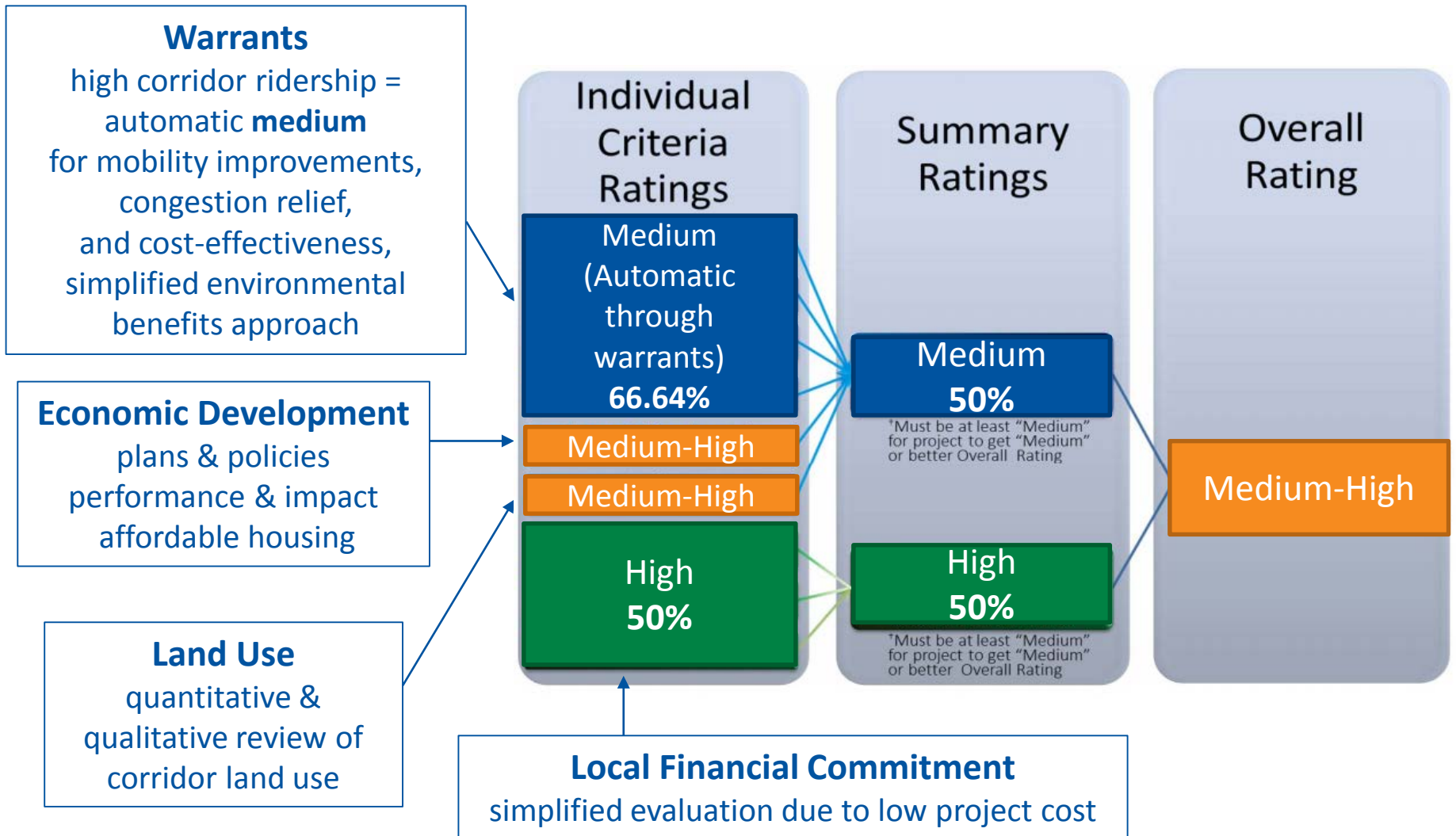


Table 2A -- Capital Investment Grant Program Summary of FY 2018 Project Ratings

SMALL STARTS PROJECTS								
Phase	Capital Cost (millions)	Financing Costs (millions)	Total Capital Cost (millions)	Total CIG Funding Request (millions)	CIG Share of Capital Costs	Overall Project Rating	Local Financial Commitment Rating	Project Justification Rating
State, City, Project								
Small Starts Project Development								
^ AZ Flagstaff, Transit Spine BRT	\$32.9	---	\$32.9	---	---	---	---	---
AZ Tempe, Tempe Streetcar	\$176.6	\$9.5	\$186.1	\$75.0	40.3%	Medium-High	Medium-High	Medium
^ CA Los Angeles, Downtown Los Angeles Streetcar	\$295.4	---	\$295.4	\$100.0	33.9%	---	---	---
CA Sacramento, Downtown Riverfront Streetcar Project	\$200.0	\$0.0	\$200.0	\$100.0	50.0%	Medium-High	High	Medium
^ CA San Bernardino, Redlands Passenger Rail Project	\$262.0	---	\$262.0	---	---	---	---	---
CA San Rafael, SMART Regional Rail - San Rafael to Larkspur Extension	\$42.5	\$0.0	\$42.5	\$22.5	52.9%	Medium	Medium	Medium
FL Fort Lauderdale, Wave Streetcar	\$195.3	\$0.0	\$195.3	\$60.8	31.1%	Medium-High	High	Medium
FL Jacksonville, JTA First Coast Flyer BRT East Corridor	\$33.9	\$0.0	\$33.9	\$16.9	50.0%	Medium-High	High	Medium
FL Jacksonville, FCF BRT Southwest Corridor	\$47.5	\$0.0	\$47.5	\$38.0	80.0%	Medium-Low	Medium	Medium-Low
^ FL Orlando, SunRail Connector to the Orlando International Airport	\$175-\$225	---	\$175-\$225	---	---	---	---	---
+++ FL Orlando, SunRail Phase II North	\$68.2	\$0.5	\$68.7	\$34.3	49.9%	Not Rated	Not Rated	Not Rated
^ FL St. Petersburg, Central Avenue BRT	\$16.5	---	\$16.5	\$8.3	50.0%	---	---	---
IN Indianapolis, IndyGo Red Line Rapid Transit	\$96.3	\$0.0	\$96.3	\$75.0	77.8%	Medium	Medium	Medium
LA Baton Rouge, TramLinkBR	\$167.5	\$2.3	\$169.8	\$84.0	49.5%	---	---	---
MI Grand Rapids, Laker Line BRT	\$70.5	\$0.0	\$70.5	\$56.4	80.0%	Medium-High	Medium	Medium-High
MI Lansing, Capital Area Transportation Authority Bus Rapid Transit Project	\$141.8	\$0.0	\$141.8	\$97.8	69.0%	Medium-Low	Medium-Low	Medium
MN Minneapolis, METRO Orange Line Bus Rapid Transit	\$150.7	\$0.0	\$150.7	\$74.1	49.2%	Medium-High	High	Medium
MO Kansas City, Prospect MAX	\$53.8	\$0.0	\$53.8	\$29.9	55.5%	Medium-High	Medium	Medium-High
^ NC Chapel Hill, North-South BRT	\$96.8-\$105.9	---	\$96.8-\$105.9	\$77.4-\$84.7	---	---	---	---
NM Albuquerque, Rapid Transit Project	\$133.7	\$0.0	\$133.7	\$75.0	56.1%	Medium-High	Medium	Medium-High
NV Reno, Virginia Street Bus RAPID Transit Extension	\$77.8	\$0.0	\$77.8	\$38.9	50.0%	Medium-High	High	Medium
NY Albany, River Corridor Bus Rapid Transit	\$45.3	\$0.0	\$45.3	\$29.5	65.2%	Medium	Medium	Medium
^ NY Albany, Washington/Western Bus Rapid Transit Line	\$64.0	---	\$64.0	---	---	---	---	---
NY New York City, Woodhaven Boulevard Select Bus Service	\$225.8	\$0.0	\$225.8	\$97.1	43.0%	Medium-High	High	Medium
^ OR Portland, Powell-Division Transit and Development	\$184.0	---	\$184.0	\$100.0	54.3%	---	---	---
TX El Paso, Montana RTS Corridor	\$47.0	\$0.0	\$47.0	\$28.2	60.0%	Medium	Medium	Medium
^ VA Alexandria, West End Transitway	\$119-\$140	---	\$119-\$140	---	---	---	---	---
WA Everett, Swift II BRT	\$73.6	\$0.0	\$73.6	\$47.9	65.1%	Medium	Medium	Medium
WA Seattle, Madison Street BRT	\$120.0	\$0.0	\$120.0	\$59.9	49.9%	High	High	Medium-High
WA Seattle, Seattle Streetcar Center City Connector	\$166.6	\$0.0	\$166.6	\$75.0	45.0%	High	High	Medium-High
^ WA Spokane, Spokane Central City Line	\$72.0	---	\$72.0	---	---	---	---	---
WA Tacoma, Tacoma Link Expansion	\$175.6	\$0.0	\$175.6	\$75.0	42.7%	Medium-High	High	Medium
^ WI Milwaukee East-West Corridor BRT	\$51.9	---	\$51.9	\$31.1	59.9%	---	---	---

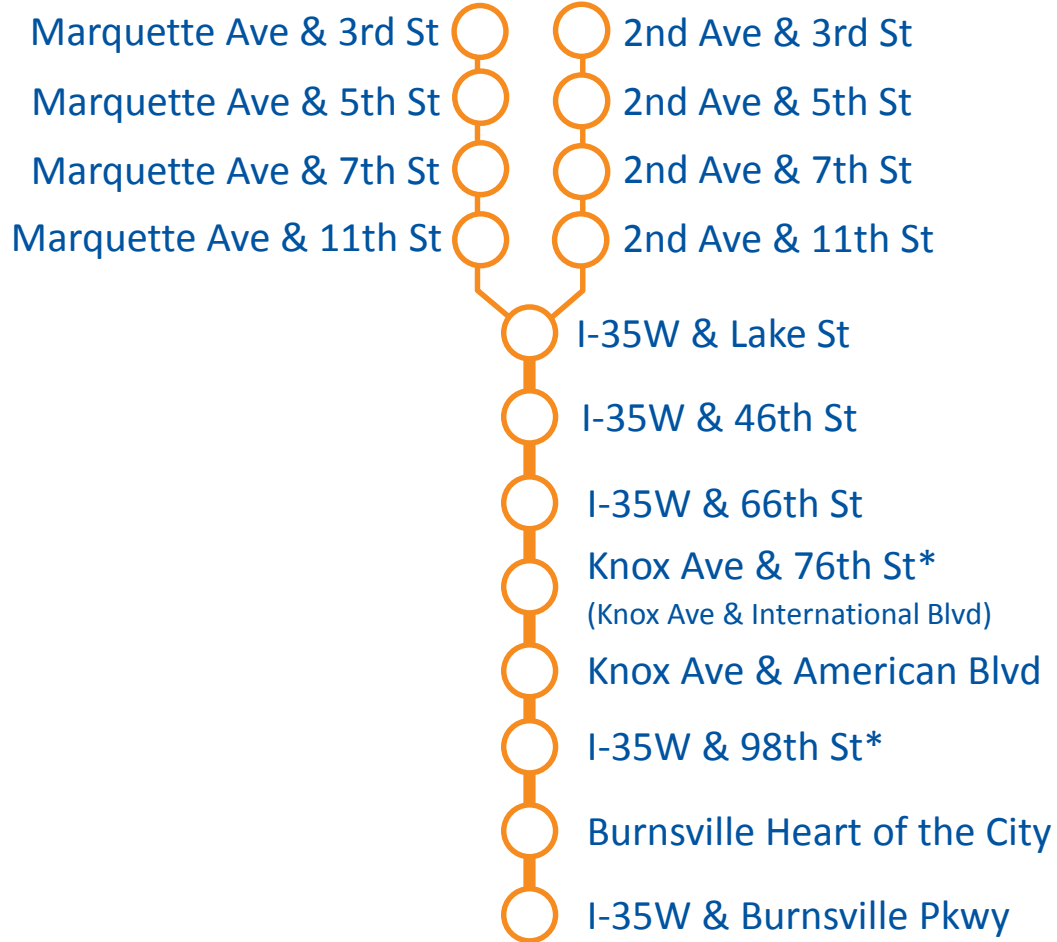

Regional Transitway Guidelines, Chapter 9.5 – Station Naming

- Reflect local geography
- Easy for the general public to recognize
- Distinct from the names of other stations to the extent feasible
- Succinct and the use of two names for one station should be avoided

Timeline

Dec. 2016 – Jun. 2017	Input from Orange Line Working Group & Technical Advisory Committee
Mar. 14, 2017	Burnsville City Council meeting
May 23, 2017	Dakota County Regional Railroad Authority meeting
Jun. 13, 2017	Approval of station name recommendations from TAC
Jul. 10, 2017	Station naming information item at Transportation Committee
Jul./Aug. 2017	Station naming business item at Transportation Committee

Recommended Station Names



**Adjacent park & rides will be renamed to reflect Orange Line station name*

Orange Line Construction Phasing



Three Orange Line construction contracts anticipated:

- 12th Street Ramp and Lake Street
 - MnDOT construction award in 2017, with completion in 2019 and 2021, respectively

Construction Contracts

- ▲ Lake Street Project (MnDOT)
- BRT Stations (Metro Transit)
- Knox Avenue Transitway (Metro Transit)

Additional construction packages (below) anticipate Federal Small Starts Grant award in early-to-mid 2018

- Knox Ave underpass contract includes construction associated with I-494
 - Construction award in mid 2018 with completion in 2020
 - I-494 work during 2019 construction season
- Orange Line station package includes station improvements, systems, pylons
 - Construction award in late 2018 with completion in 2020
 - Phased work, not all sites will be under construction at once
- Fare collection and signage ready to place at all locations in mid-2020
- Local CIP projects and redevelopments will help inform phasing



- Begin construction
 - Execute MnDOT partnership agreement
 - Finalize 35W phasing schedules with MnDOT and selected contractor
- Continue to seek \$74.1M FTA Small Starts funding
 - Update cost estimates and submit project information for FTA Annual report
 - Project plan updates
 - Monitor FY19 appropriations process and prepare for Small Starts Grant Agreement
- Seek full corridor construction in 2018
 - Complete design of 11 stations and Knox Avenue Transitway
 - Initiate appraisals for right-of-way (ROW) needs
 - Seek Council approval to acquire project ROW
 - Finalize third party agreements
- Continue public outreach and communication



Existing conditions, I-35W at Lake Street



Existing conditions, Lake Street under I-35W bridge



American Boulevard Station, Bloomington

Christina Morrison
christina.morrison@metrotransit.org
612-349-7690

Natalie Westberg
natalie.westberg@metrotransit.org
612-349-7451

www.metrotransit.org/orangeline